USING YOUR

Checklist magazine and Project Planner

Step 1

Tear out this Project Planner and write in your contact details.

Step 2 + 3

Read pages 62 – 63 of the magazine and decide your preferences on style and colour.

Read through pages 8 – 41 of the magazine looking at every room of your home.

Record your product preferences on the Project Planner as you go.

Step 4

Read through pages 43 – 59 of the magazine for the various home automation options.

Record your home automation preferences (C-Bus and StarServe) on this Project Planner.

Name

Address

Phone

Record your details above so you are able to give this completed planner to your electrical contractor for quoting.

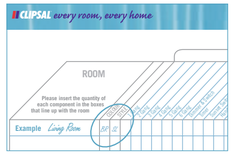

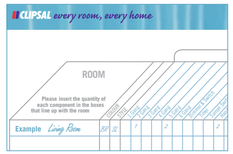

I am interested in...

- ☐ C-Bus (see page 43)
- ☐ StarServe (see page 40)
- ☐ Home Theatre (see page 44)
- ☐ Home Security (see page 36)

CLIPSAL every room, every home

CLIPSAL every room, every home

CLIPSAL every room, every home

THE Essential Checklist

For Everything Electrical

2006 PROJECT PLANNER

Essential Project Planner

With a little planning you can cost effectively meet all your electrical requirements, install exactly what you need, where you need it and look forward to enjoying your home for years to come.

Simply follow the step by step instructions to explore the full range of electrical options open to you. Once you have filled out your Project Planner and drawn up your plans to show where you want your product installed, you are ready to meet with your electrician. If you have any questions, your electrician will be more than happy to help.

At Clipsal we wish you all the best in your project. We're sure you'll find your copy of the 'Essential Checklist' with this 'Project Planner' invaluable.

Do you need another planner?

If you require another planner simply call 1300 66 99 25 and we will arrange for one to be sent directly to you.

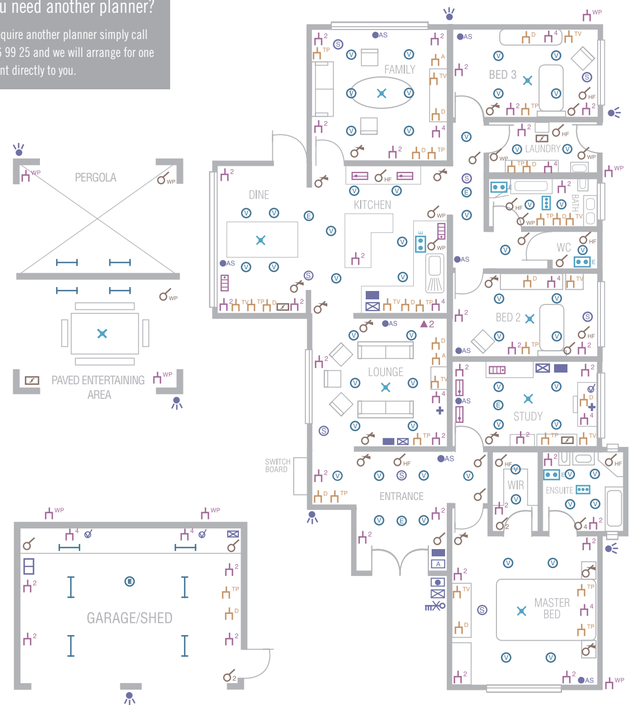

CLIPSAL every room, every home

Legend

Colour

WG	White Glass
AA	Anodised Aluminium
FB	Florentine Bronze
AB	Antique Brass
SS	Stainless Steel
CH	Chrome
GD	Gold
BA	Brushed Aluminium
BB	Brushed Brass
PB	Polished Brass
GM	Gunmetal
CS	Chrome Shadow
SP	Silver Plate
GP	Gold Plate
NG	Neo Grey
NS	Neo Silver
NG	Neo Gold
WE	White
CR	Cream
SG	Soft Grey
DS	Desert Sand
BK	Black
BR	Brown
RD	Red
GY	Grey
BG	Beige
DG	Dove Grey
NM	Nutmeg
WG	White Glass
VN	Vanilla
BLG	Blue Glow

Style

STD	Standard
SC	Slimline
CLC	Classic
SL	Eclipse
2000	2000 Series
PR	Prestige
MAT	Matisse
MP	Metal Plate
HRT	Heritage
NEO	Neo
REF	Reflection
SAT	Ulti Saturn
ORB	Orbit

I am interested in...

- ☐ C-Bus
- ☐ StarServe
- ☐ Home Theatre
- ☐ Home Security

Switches

- 1 Gang
- 2 Gang
- 3 Gang
- 4 Gang
- 5 Gang
- 6 Gang
- Dimmer & Switch
- Timer
- Sunset Switch
- Hands Free Sensor Switch
- Waterproof Switch Indoor/Outdoor

Home Automation Switches

- DLT
- Colour Touch Screen

Power Points

- Single
- Double
- Quad
- Single + 1 x Switch
- Single + 2 x Switches
- Double + 1 x Switch
- Weather Proof Power Outlet
- Pendant Outlet
- Powertainment
- Orbit

Networking

- TV Socket
- Telephone Socket
- Data Socket
- Audio Socket

Fans

- Exhaust Fan
- Ceiling Sweep Fan
- Exhaust 3 in 1
- Ducted Exhaust Fan
- Draftstoppa

Heaters

- Heater Strip

Safety & Security

- Camera
- Intercom
- Monitor
- Smoke Detectors
- Safety Switch Power Point
- Surge Protected Power Point
- Alarm System Keypad
- Alarm Sensor
- Keyless Entry
- Infrascan
- Switchboard

Lights

- Emergency Light
- Downlights
- Batten Holder
- Fluorescent Light

Product Table

ROOM (Please insert the quantity of each component in the boxes that line up with the room)	COLOUR	STYLE	SWITCHES: 1 Gang	2 Gang	3 Gang	4 Gang	5 Gang	6 Gang	Dimmer & Switch	Timer	Sunset Switch	Hands Free Sensor Switch	Waterproof Switch	DLT	Colour Touch Screen	POWER POINTS: Single Power Point	Double Power Point	Quad Power Point	Single + 1 Switch	Single + 2 Switches	Double + 1 Switch	Weather Proof Power Outlet	Pendant Outlet	Powertainment	Orbit	ACCESSORIES: TV Socket	Telephone Socket	Data Socket	Audio Socket	Exhaust Fan	Ceiling Sweep Fan	Exhaust 3 in 1	Ducted Exhaust Fan	Draftstoppa	Heater Strip	Camera	Intercom	Monitor	SAFETY & SECURITY: Smoke Detectors	Safety Switch Power Point	Surge Protected Power Point	Alarm System Keypad	Alarm Sensor	Keyless Entry	Infrascan	Switchboard	LIGHTING: Emergency Light	Downlights	Batten Holder	Fluorescent Light
Example *Living Room*	BR	SL														2	2					1					1			1							1	1			4							6		

CLIPSAL MATV	LOUNGE	FAMILY ROOM	MASTER BEDROOM	FAMILY ROOM	BED 2	BED 3	BED 4	STUDY	DINING	KITCHEN	RUMPUS	GARAGE	PERGOLA	FRONT PORCH
TV														
FUTURE DIGITAL DISTRIBUTION														
FOXTEL														
ANTENNA														
INTERNET														
TELEPHONE														
DATA														
SPEAKERS														
CAMERA														

*Neo, Reflection and Ulti Saturn exclusive to C-Bus